



Sumitomo Drive Technologies

Sumitomo Drive Technologies

Sumitomo, Hansen and Seisa. Three brands, one global power transmission solutions provider. Sumitomo Drive Technologies has facilities strategically located throughout the world, providing comprehensive products and services in your region.




Configure our products to your needs.


Sumitomo Machinery Corporation of America
www.SumitomoDrive.com

For worldwide locations, please visit www.sumitomodrive.com/worldwide
Contact your local representative at www.sumitomodrive.com/representative
Tel: 1-800-SM-CYCLO (762-9256) 13.604.51.004 BBB4 Brochure 2019

B4 CYCLO® BEVEL BUDDYBOX® 4




- Flange
- Foot
- U Face



MOUNTING

- Taper-Grip® Bushing
- Shrink Disc
- Keyed Hollow Bore
- Solid Shaft
- Integral Motor
- Quill
- C-Face



INPUTS & OUTPUTS

DUCTILE IRON HOUSING

Twice as strong as cast iron, making it one of the most rugged bevel gearboxes on the market

OPTIONAL TACONITE SEAL ASSEMBLY

Heavy-duty, fortified, grease purgeable system withstands the most demanding applications



TANDEM DUAL LIP SEALS

Prevent leaks and exclude contaminants

TAPERED BEARINGS

Resist axial and radial loads simultaneously



* Rating applies to specific products.

ONE PIECE PINION

Oversized, single-piece pinion provides a robust solution capable of 300% momentary shock-load. Designed and manufactured in the USA.

100% HARDENED STEEL COMPONENTS

Provide long life, smooth operation, and superior strength

BEARING

CYCLO® DISC

All rotating components are fully hardened, vacuum degassed bearing grade steel, for consistent, reliable performance

HIGH-SPEED SHAFT

B4 CYCLO® BEVEL BUDDYBOX® 4

RIGHT ANGLE SPIRAL BEVEL WITH CYCLO® OR PLANETARY INPUTS


A robust, state-of-the-art, mid-sized family of speed reducers and gearmotors. The Cyclo® BBB4 has a unique combination of features that result in a **highly reliable, efficient, and durable gearbox**. The all-steel internal construction, Cyclo® or planetary gear inputs and the ductile iron housing, provide **unmatched ruggedness**.

BBB5 and BBBH designs available for **low cost and low ratio options**.

OPTIONS



Screw Conveyor



BBBH



BBB5

SPECS



HP RATING
Up to 100 HP
(75 kW)



DIAMETER
1in to 4-15/16in
(Hollow & Solid)



TORQUE
Up to 159,983 lb·in
(18,076 N·m)



RATIO RANGE
11:1 up to 26,000:1
and greater